

ВЫВОДНОЙ СВЕТОДИОД КРУГЛЫЙ

ARL-3214URC-10cd

FEATURES

- High efficiency.
- Low power consumption.
- General purpose leads.
- Selected minimum intensities.
- Available on tape and reel.
- Pb free.

DESCRIPTIONS

- The series is specially designed for applications requiring higher brightness.
- The LED lamps are available with different colors, intensities, epoxy colors, etc.
- Superior performance in outdoor environment.

APPLICATIONS

- Status indicators.
- Commercial use.
- Advertising signs.
- Back lighting.

DEVICE SELECTION GUIDE

LED Part No.	CHIP		Lens Color
	Material	Emitted Color	
ARL-3214URC-10cd	AlGaInP	Red	Water clear



3 mm



CLEAR



USAGE NOTES:

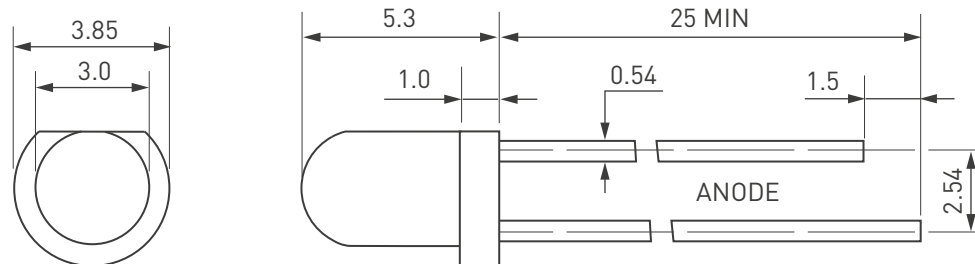
Surge will damage the LED.

When using LED, it must use a protective resistor in series with DC current about 20 mA.



ATTENTION!
ELECTROSTATIC SENSITIVE DEVICES.
OBSERVE PRECAUTIONS FOR HANDLING.

PACKAGE DIMENSIONS



Unit: mm.

Notes:

Other dimensions are in millimeters, tolerance is 0.25 mm except being specified.

Protruded resin under flange is 1.5 mm, max LED.

Bare copper alloy is exposed at tie-bar portion after cutting.

ABSOLUTE MAXIMUM RATING ($T_A = +25^\circ\text{C}$)

Parameter	Symbol	Absolute Maximum Rating	Unit
Reverse Voltage	V_R	5	V
Operating Temperature	T_{opr}	-40... +80	$^\circ\text{C}$
Storage Temperature	T_{stg}	-40... +100	$^\circ\text{C}$
Soldering Heat (5s)	T_{sol}	260	$^\circ\text{C}$

ELECTRO-OPTICAL CHARACTERISTICS ($T_A = +25^\circ\text{C}$)

Parameter	Symbol	Min.	Typ.	Max.	Unit	Test Condition
Luminous Intensity	I_V	6000	7200	8000	mcd	$I_f=20\text{mA}$ (Note 1)
Viewing Angle	$2\theta_{1/2}$	—	20	—	Deg	Note 2
Peak Emission Wavelength	λ_P	620	625	630	nm	$I_f=20\text{mA}$
Spectral Line Half-Width	$\Delta\lambda$	15	20	25	nm	$I_f=20\text{mA}$
Forward Voltage	V_F	1.8	—	2.4	V	$I_f=20\text{mA}$
Reverse Current	I_R	—	—	10	μA	$V_R=5\text{V}$

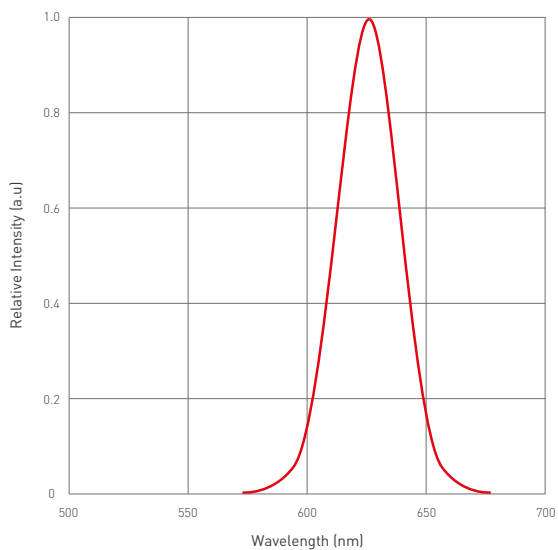
Note:

1. Luminous intensity is measured with a light sensor and filter combination that approximates the CIE eye-response curve.

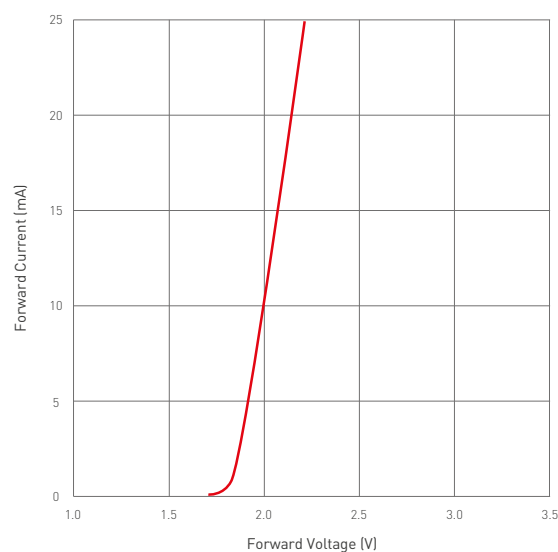
2. $\theta_{1/2}$ is the off-axis angle at which the luminous intensity is half the axial luminous intensity.

TYPICAL ELECTRO-OPTICAL CHARACTERISTICS CURVES

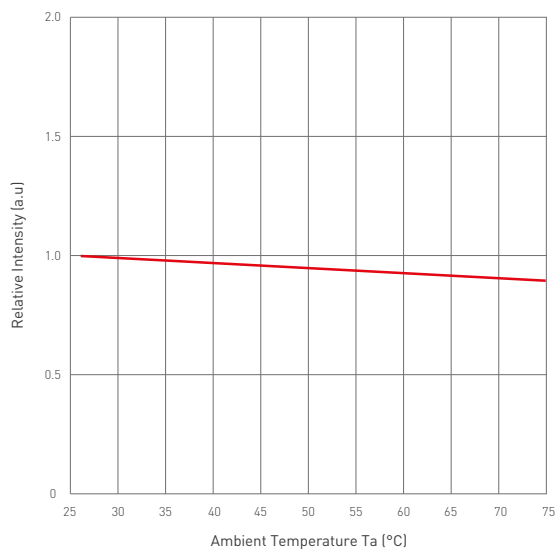
Relative Intensity VS Wavelength



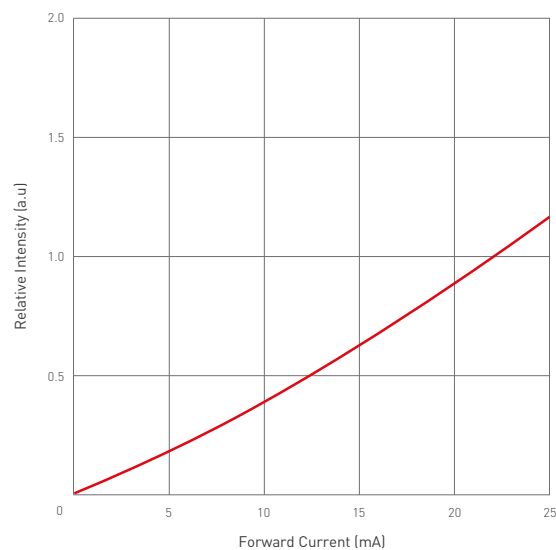
Forward Current VS Forward Voltage



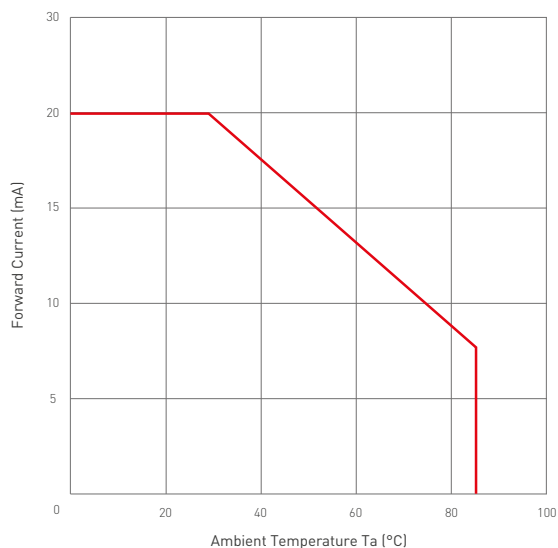
Relative Intensity VS Ambient Temp



Forward Current VS Relative Intensity



Forward Current VS Ambient Temp



Radiation Characteristics

